



Use of sign language materials in teaching

Johanna Mesch, Lars Wallin
Department of Linguistics
Stockholm University

3rd Workshop on the Representation and Processing of Sign Languages,
June 1st, 2008, Marrakech

Introduction

Two courses

- Swedish Sign Language for beginners
- Swedish Sign Language Linguistics (for deaf and hearing signers)

01/06/2008 / Mesch & Wallin, Stockholm University

Course in text analysis

Sign Language I

- Introduction to sign language and the sign language community
- Form and meaning of signs
- Grammar
- **Text analysis**

Sign Language II

- Sign Language structure
- Grammar
- **Text analysis**
- Own work and linguistic production

01/06/2008 / Mesch & Wallin, Stockholm University

The course module in text analysis includes:

Sign Language I

- Give basic knowledge of conversation structure and narrative texts
- Provides skills in using annotation tool for documentation and analysis of sign language materials

Sign Language II

- Analysing sign language texts from linguistic and sociolinguistic perspectives

01/06/2008 / Mesch & Wallin, Stockholm University

Purposes of the course module in text analysis:

Sign Language I

- Directed at knowledge and skills in transcription of the manual and nonmanual forms according to annotation conventions

Sign Language II

- Entails deeper transcription with annotation of the morpho-phonological, syntactical and textual entries according to conventions for corpus work

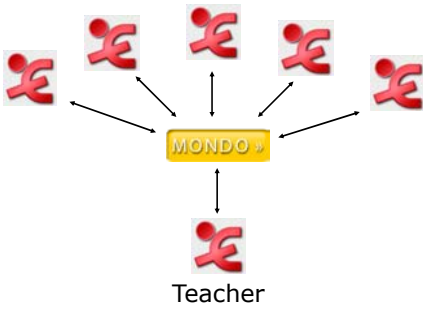
01/06/2008 / Mesch & Wallin, Stockholm University

Students

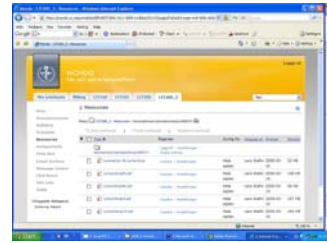
- Receive sign language materials in the format mpeg and mov files with annotations in eaf files on DVD or through Mondo on the web
- Learn how to use ELAN for searching and analyzing and annotating entries

01/06/2008 / Mesch & Wallin, Stockholm University

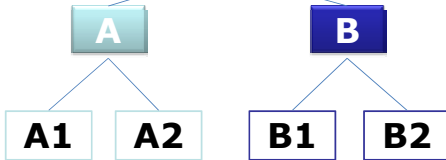
Students



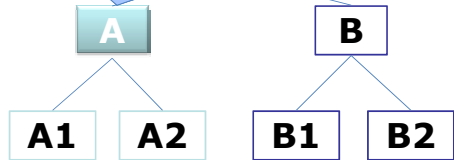
Mondo - learning platform



Sign language materials



Annotated material



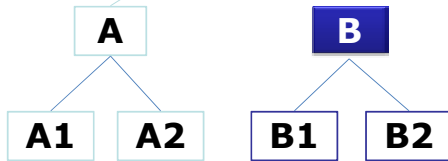
Search for the entries



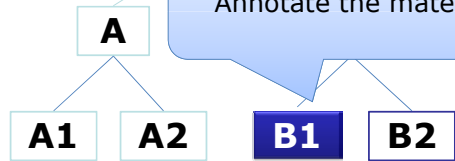
Analyze the entries on phonological, syntactical and textual level



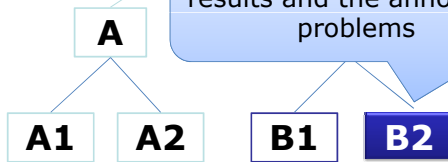
Material without annotation



Annotate the material

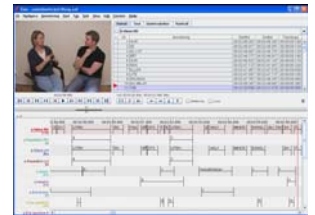


Analyze and discuss the results and the annotation problems



Text types and analyze levels

- Conversation
- Lecture
- Stories
- Tactile sign language
- Poetry



- Conversation analysis
- Lexicon/phonology
- Syntax
- Text

Some teaching and technical problems

Sign Language I

- Which tiers to use for annotation – not too many tiers
- Gloss – gloss-ID from the dictionary
- Head/Eye

Some teaching and technical problems

Sign Language II

- Annotation conventions – SSL, ECHO, Auslan
- Annotations of the glosses, ex INDEX – not form
- Variants of the signs, ex RUN
 - RUN-clenched hand
 - RUN-hook finger hand
 - RUN-double hook hand

Some teaching and technical problems

Sign Language II

- Head/Eye – directions in a conversation
- Supplementary tiers for specific text type

Possibilities with ELAN

- Expanding a transcription file with an individual student's home work
- Extra tiers for semantics and perspective changes of narrator and actors
- A student to send an eaf file to a teacher as a completed assignment through Mondo

Discussion

- Give the best results when working with annotations and discussing the findings and problems together
- Next: Sign Language for beginners
- Work with a larger corpus
- Expand the use of ELAN beyond research to Sign Language instruction and learning

Thank you